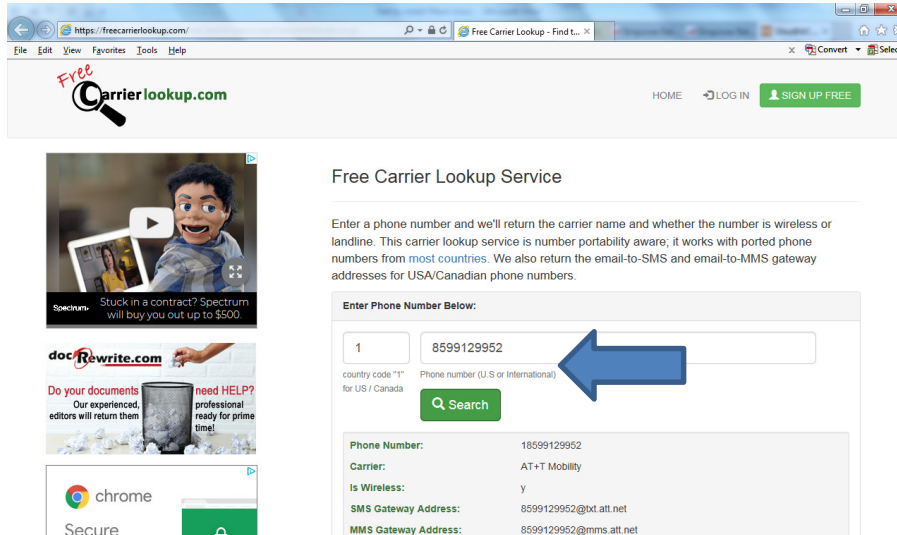


To **initiate** a text message via email, we recommend using the following method:

- Go to <https://freecarrierlookup.com/> or <http://freesmsgateway.info/>. There are many sites that provide this service, but these work well. Contact Jenny Zellars if these sites do not provide the information you need.
- Enter the 10-digit cell phone number in the indicated field. Click “Search”. Important information about the number will display below the “Search” button.

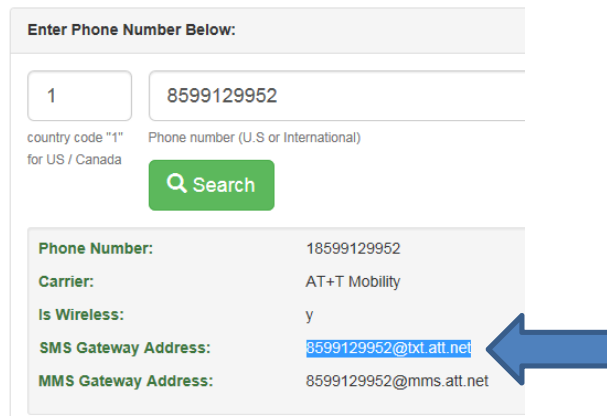


- Highlight and copy the resulting **SMS Gateway Address**.

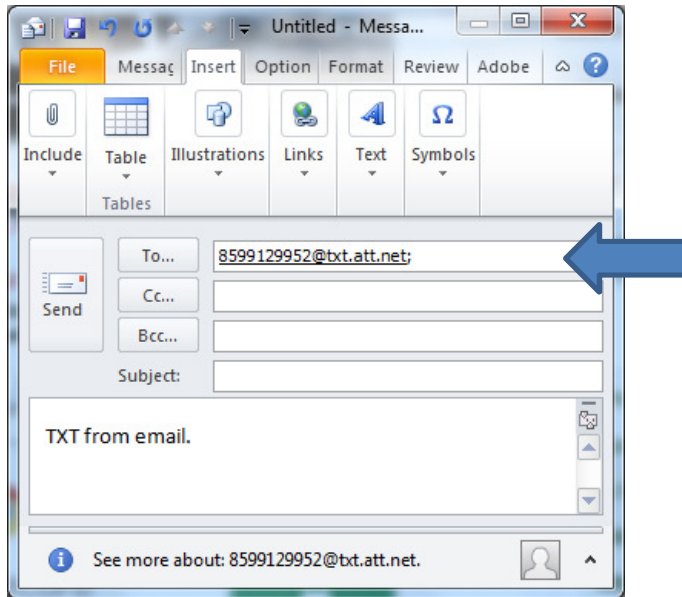


Free Carrier Lookup Service

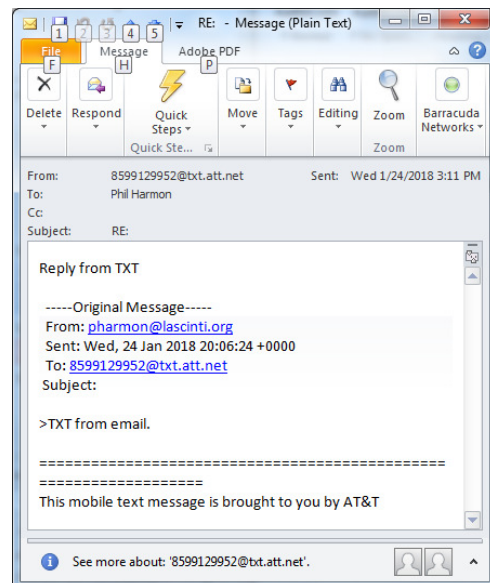
Enter a phone number and we'll return the carrier name and w landline. This carrier lookup service is number portability awar numbers from [most countries](#). We also return the email-to-SM addresses for USA/Canadian phone numbers.



- Open a new email. Paste the SMS Gateway Address in the “To” field. Type a message, just like an email. **NOTE: The total number of characters in any single TXT message is limited to 140.** Click “Send” when ready.



- On the recipient’s phone, the message will appear as a TXT message. **NOTE: Your email address is masked as a random number generated by the phone’s carrier.** The recipient can reply to the message just like a regular TXT. The reply will be delivered to your email account just like a regular email. An example is listed below.



- The cell phone SMS address can now be saved and reused just like any email address.